


Authority Budget of:

Point Pleasant Beach Parking Authority



State Filing Year

2022

For the Period:

May 1, 2022

to

April 30, 2023

pointpleasantbeach.org

Authority Web Address

ADOPTED COPY



Division of Local Government Services

2022 (2022-2023)

Point Pleasant Beach Parking

(Name)

AUTHORITY BUDGET

FISCAL YEAR: FROM May 1, 2022 TO April 30, 2023

For Division Use Only

CERTIFICATION OF APPROVED BUDGET

It is hereby certified that the approved Budget made a part hereof complies with the requirements of law and the rules and regulations of the Local Finance Board, and approval is given pursuant to N.J.S.A. 40A:5A-11.

*State of New Jersey
Department of Community Affairs
Director of the Division of Local Government Services*

By: _____ Date: _____

CERTIFICATION OF ADOPTED BUDGET

It is hereby certified that the adopted Budget made a part hereof has been compared with the approved Budget previously certified by the Division, and any amendments made thereto. This adopted Budget is certified with respect to such amendments and comparisons only.

*State of New Jersey
Department of Community Affairs
Director of the Division of Local Government Services*

By: Paul D Cwert CPA RMA Date: 9/7/2022

2022 (2022-2023) PREPARER'S CERTIFICATION

Point Pleasant Beach Parking


(Name)

AUTHORITY BUDGET

FISCAL YEAR: FROM: May 1, 2022 TO: April 30, 2023

It is hereby certified that the Authority Budget, including both the Annual Budget and the Capital Budget/Program annexed hereto, represents the members of the governing body's resolve with respect to statute in that: all estimates of revenue are reasonable, accurate and correctly stated; all items of appropriation are properly set forth; and in itemization, form and content, the budget will permit the exercise of the comptroller function within the Authority.

It is further certified that all proposed budgeted amounts and totals are correct. Also, I hereby provide reasonable assurance that all assertions contained herein are accurate and all required schedules are completed and attached.

| | | | |
|-----------------------|--|-------------|----------------|
| Preparer's Signature: |  | | |
| Name: | Michael S. Corona | | |
| Title: | Vice Chair | | |
| Address: | 416 New Jersey Avenue Point Pleasant Beach, NJ 08742 | | |
| Phone Number: | (732) 892-7725 | Fax Number: | (732)-295-2706 |
| E-mail address | Oceancountymusic@verizon.net | | |

2022 (2022-2023) AUTHORITY BUDGET RESOLUTION

Point Pleasant Beach Parking Authority

(Name)

Important --The Amounts on this page need to agree with budget pages F-1 and CB-3. Fill these amounts in after you finalize the amounts on pages F-1 and CB-3. Re-check before this resolution is adopted

FISCAL YEAR: FROM: May 1, 2022 TO: April 30, 2023

WHEREAS, the Annual Budget and Capital Budget for the Point Pleasant Beach Parking Authority for the fiscal year beginning, May 1, 2022 and ending, April 30, 2023 has been presented before the governing body of the Point Pleasant Beach Parking Authority at its open public meeting of 8/4/2022; and

WHEREAS, the Annual Budget as introduced reflects Total Revenues of \$60,000, Total Appropriations, including any Accumulated Deficit if any, of \$55,000 and Total Unrestricted Net Position utilized of \$-0-; and

WHEREAS, the Capital Budget as introduced reflects Total Capital Appropriations of \$-0- and Total Unrestricted Net Position planned to be utilized as funding thereof, of \$-0-; and

WHEREAS, the schedule of rates, fees and other charges in effect will produce sufficient revenues, together with all other anticipated revenues to satisfy all obligations to the holders of bonds of the Authority, to meet operating expenses, capital outlays, debt service requirements, and to provide for such reserves, all as may be required by law, regulation or terms of contracts and agreements; and

WHEREAS, the Capital Budget/Program, pursuant to N.J.A.C. 5:31-2, does not confer any authorization to raise or expend funds; rather it is a document to be used as part of the said Authority's planning and management objectives. Specific authorization to expend funds for the purposes described in this section of the budget, must be granted elsewhere; by bond resolution, by a project financing agreement, by resolution appropriating funds from the Renewal and Replacement Reserve or other means provided by law.

NOW, THEREFORE BE IT RESOLVED, by the governing body of the Point Pleasant Beach Parking Authority, at an open public meeting held on _____ that the Annual Budget, including all related schedules, and the Capital Budget/Program of the Point Pleasant Beach Parking Authority for the fiscal year beginning, May 1, 2022 and ending, April 30, 2023 is hereby approved; and

BE IT FURTHER RESOLVED, that the anticipated revenues as reflected in the Annual Budget are of sufficient amount to meet all proposed expenditures/expenses and all covenants, terms and provisions as stipulated in the said Authority's outstanding debt obligations, capital lease arrangements, service contracts, and other pledged agreements; and

BE IT FURTHER RESOLVED, that the governing body of the Point Pleasant Beach Parking Authority will consider the Annual Budget and Capital Budget/Program for adoption on 9/1/2022.

David J. Mill
(Secretary's Signature)

8/4/2022
(Date)

| | | | | | |
|------------------------|---------------|-----|---------|--------|--|
| Governing Body Member: | Recorded Vote | | | | |
| | Aye | Nay | Abstain | Absent | |

Note Fill in the name of Each Commissioner and indicate their recorded Vote

| Governing Body Member: | Recorded Vote | | | | |
|-------------------------|---------------|-----|---------|--------|---|
| | Aye | Nay | Abstain | Absent | |
| Paul J. Bonsper | ✓ | | | | |
| Michael S. Corona | ✓ | | | | |
| Tom Curcio | ✓ | | | | |
| John Cheasty | ✓ | | | | |
| Barry Lubin | ✓ | | | | x |

ENIGMA'S DELETED

2022 (2022-2023) ADOPTION CERTIFICATION

Point Pleasant Beach Parking


(Name)

AUTHORITY BUDGET

FISCAL YEAR: FROM: May 1, 2022 TO: April 30, 2023

Note: This is filled on for Adoption of the Budget Don't fill in for Introduction of the Budget

It is hereby certified that the Authority Budget and Capital Budget/Program annexed hereto is a true copy of the Budget adopted by the governing body of the Point Pleasant Beach Parking Authority, pursuant to N.J.A.C. 5:31-2.3, on the 1 day of, September, 2022.

| | | | |
|----------------------|--|-------------|--|
| Officer's Signature: |  | | |
| Name: | Karen L. Mills | | |
| Title: | Secretary | | |
| Address: | 416 New Jersey Avenue Point Pleasant Beach, New Jersey 08742 | | |
| Phone Number: | (732) 892-3757 | Fax Number: | |
| E-mail address | KMills@pointbeach.org | | |

2022 (2022-2023) ADOPTED BUDGET RESOLUTION

This resolution is for Adoption of the Budget Only Don't use for introduction of the Budget

Note Fill in the name of Each Commissioner and indicate their recorded Vote

Point Pleasant Beach Parking (Name) **AUTHORITY**

FISCAL YEAR: FROM: May 1, 2022 TO: April 30, 2023

WHEREAS, the Annual Budget and Capital Budget/Program for the Point Pleasant Beach Parking Authority for the fiscal year beginning May 1, 2022 and ending, April 30, 2023 has been presented for adoption before the governing body of the Point Pleasant Beach Parking Authority at its open public meeting of 9/1/2022; and

WHEREAS, the Annual Budget and Capital Budget as presented for adoption reflects each item of revenue and appropriation in the same amount and title as set forth in the introduced and approved budget, including all amendments thereto, if any, which have been approved by the Director of the Division of Local Government Services; and

WHEREAS, the Annual Budget as presented for adoption reflects Total Revenues of \$60,000, Total Appropriations, including any Accumulated Deficit, if any, of \$55,000 and Total Unrestricted Net Position utilized of \$-0-; and

WHEREAS, the Capital Budget as presented for adoption reflects Total Capital Appropriations of \$-0- and Total Unrestricted Net Position planned to be utilized of \$-0-; and

NOW, THEREFORE BE IT RESOLVED, by the governing body of Point Pleasant Beach Parking Authority, at an open public meeting held on 9/1/2022 that the Annual Budget and Capital Budget/Program of the Point Pleasant Beach Parking Authority for the fiscal year beginning May 1, 2022 and ending, April 30, 2023 is hereby adopted and shall constitute appropriations for the purposes stated; and

BE IT FURTHER RESOLVED, that the Annual Budget and Capital Budget/Program as presented for adoption reflects each item of revenue and appropriation in the same amount and title as set forth in the introduced and approved budget, including all amendments thereto, if any, which have been approved by the Director of the Division of Local Government Services.

James J. Mills
(Secretary's Signature)

9/1/2022
(Date)

| | | | | | |
|------------------------|---------------|-----|-----|---------|--------|
| Governing Body Member: | Recorded Vote | Aye | Nay | Abstain | Absent |
|------------------------|---------------|-----|-----|---------|--------|

Note Fill in the name of Each Commissioner and indicate their recorded Vote

| | | | | |
|--|---|--|--|--|
| Paul J. Bonsper | ✓ | | | |
| Michael S. Corona | ✓ | | | |
| Tom Curcio | ✓ | | | |
| John Cheasty <small>REMOVED</small> | ✓ | | | |
| Barry Lubin | ✓ | | | |

2022 (2022-2023) AUTHORITY BUDGET

Narrative and Information Section

2022 (2022-2023) AUTHORITY BUDGET MESSAGE & ANALYSIS

Point Pleasant Beach Parking

AUTHORITY BUDGET

FISCAL YEAR: FROM: May 1, 2022 TO: April 30, 2023

Answer all questions below. Attach additional pages and schedules as needed.

1. Complete a brief statement on the 2021/2021-2022 proposed Annual Budget and make comparison to the 2020/2020-2021 adopted budget for each Revenues and Appropriations. Explain any variances over +/-10% (As shown on budget pages F-2 and F-4 explain the reason for changes for each revenue and appropriation changing more than 10%) for each individual revenue and appropriation line item. Explanations of variances should include a description of the reason for the increase/decrease in the budgeted line item, not just an indication of the amount and percent of the change. Attach any supporting documentation that will help to explain the reason for the increase/decrease in the budgeted line item.

Parking lot maintenance expense is expected to remain in line with prior year.

2. Describe the state of the local/regional economy and how it may impact the proposed Annual Budget, including the planned Capital Budget/Program. (Example Consider New Development projects such as Housing /Commercial projects impact on the Authorities expenses or revenues)

The municipal contribution is \$60,000 as the Borough has elected to fund the Authority.

3. Describe the reasons for utilizing Unrestricted Net Position in the proposed Annual Budget and or Capital Budget, i.e. rate stabilization, debt service reduction, to balance the budget, etc. If the Authority's budget anticipates a use of Unrestricted Net Position, this question must be answered.

No impact on the budget.

4. Identify any sources of funds transferred to the County/Municipality as a budget subsidy or a shared service payments, pilot payments, or other types of contracts or agreements (Example to provide police services to the Authority etc. and explain the reason for the transfer (i.e.: to balance the County/Municipality budget, etc.).

Not applicable.

5. The proposed budget must not reflect an anticipated deficit from 2021/2021-2022 operations. If there exists an accumulated deficit from prior years' budgets (and funding is included in the proposed budget as a result of a prior deficit) explain the funding plan to eliminate said deficit (N.J.S.A. 40A:5A-12). If the Authority has a net deficit reported in its most recent audit, it must provide a deficit reduction plan in response to this question.

(Prepare a response to deficits in most recent audit report pertaining to Deficits to Unrestricted Net Position caused by recording Pension and Post-Employment Benefits liabilities as required by GASB 68 and GASB 75) and similar types of deficits in the audit report. How would these deficits be funded?

6. Attach a schedule of the Authority's existing rate structure (connection fees, parking fees, service charges, etc.) if it has been changed since the prior year budget submission and a schedule of the proposed rate structure for the upcoming fiscal year. Explain any proposed changes in the rate structure and attach the resolution approving the change in the rate structure, if applicable. (If no changes to fees or rates indicate (Answer as "Rates Are Staying the Same")

Rates Are Staying the Same.

AUTHORITY CONTACT INFORMATION 2022 (2022-2023)

Please complete the following information regarding this Authority. All information requested below must be completed.

| | | | |
|---------------------------|--|-------------|-------|
| Name of Authority: | Point Pleasant Beach Parking Authority | | |
| Federal ID Number: | 22-2503542 | | |
| Address: | 416 New Jersey Avenue | | |
| City, State, Zip: | Point Pleasant Beach | NJ | 08742 |
| Phone: (ext.) | (732) 892-3757 | Fax: | |

| | | | |
|----------------------------|------------------------------|-------------|----------------|
| Preparer's Name: | Michael S. Corona | | |
| Preparer's Address: | 416 New Jersey Avenue | | |
| City, State, Zip: | Point Pleasant Beach | NJ | 08742 |
| Phone: (ext.) | (732)-892-7725 | Fax: | (732)-295-2706 |
| E-mail: | Oceancountymusic@verizon.net | | |

| | | | |
|--|---------------------------------|-------------|----------------|
| Chief Executive Officer:(1) | Paul J. Bonsper | | |
| (1) Or person who performs these functions under another Title | | | |
| Phone: (ext.) | (732)-558-0942 | Fax: | (732)-922-4533 |
| E-mail: | Pointbeachinteriors@verizon.net | | |

| | | | |
|--|------------------------------|-------------|----------------|
| Chief Financial Officer(1) | Michael S. Corona | | |
| (1) Or person who performs these functions under another Title | | | |
| Phone: (ext.) | (732)-892-7725 | Fax: | (732)-295-2706 |
| E-mail: | Oceancountymusic@verizon.net | | |

| | | | |
|--------------------------|-----------------------------|-------------|----------------|
| Name of Auditor: | Robert J. Butvilla CPA | | |
| Name of Firm: | Suplee, Clooney and Company | | |
| Address: | 308 East Broad Street | | |
| City, State, Zip: | Westfield | NJ | 07090 |
| Phone: (ext.) | (908) 789-9300 | Fax: | (908) 789-8535 |
| E-mail: | rbutvilla@scnco.com | | |

AUTHORITY INFORMATIONAL QUESTIONNAIRE

Point Pleasant Beach Parking Authority

(Name)

FISCAL YEAR: FROM: May 1, 2022 TO: April 30, 2023

Answer all questions below completely and attach additional information as required.

- 1) Provide the number of individuals employed in (Use Most Recent W-3 Available 2019 or 2020) as reported on the Authority's Form W-3, Transmittal of Wage and Tax Statements: 1
- 2) Provide the amount of total salaries and wages as reported on the Authority's Form W-3, (Use Most Recent W-3 Available 2019 or 2020) Transmittal of Wage and Tax Statements: 5,340
- 3) Provide the number of regular voting members of the governing body: 5 (Even if not all commissioners have been appointed (Total Commissioners are either 5 or 7 (Regional Authorities may have more than 7 members) s per statute for your Authority)
- 4) Provide the number of alternate voting members of the governing body: 0 (Maximum is 2)
- 5) Did any person listed on Page N-4 have a family or business relationship with any other person listed on Page N-4 during the current fiscal year? No If "yes," attach a description of the relationship including the names of the individuals involved and their positions at the Authority.
- 6) Did all individuals that were required to file a Financial Disclosure Statement for the current fiscal year (Most Recent Filing that March 31, 2020 or 2021 deadline has passed 2020 or 2021) because of their relationship with the Authority file the form as required? (Checked to see if individuals actually filed at <http://www.state.nj.us/dca/divisions/dlgs/resources/fds.html> before answering) Yes If "no," provide a list of those individuals who failed to file a Financial Disclosure Statement and an explanation as to the reason for their failure to file.
- 7) Does the Authority have any amounts receivable from current or former commissioners, officers, key employees or highest compensated employees? No If "yes," attach a list of those individuals, their position, the amount receivable, and a description of the amount due to the Authority.
- 8) Was the Authority a party to a business transaction with one of the following parties:
 - a. A current or former commissioner, officer, key employee, or highest compensated employee? No
 - b. A family member of a current or former commissioner, officer, key employee, or highest compensated employee? NO
 - c. An entity of which a current or former commissioner, officer, key employee, or highest compensated employee (or family member thereof) was an officer or direct or indirect owner? NoIf the answer to any of the above is "yes," attach a description of the transaction including the name of the commissioner, officer, key employee, or highest compensated employee (or family member thereof) of the Authority; the name of the entity and relationship to the individual or family member; the amount paid; and whether the transaction was subject to a competitive bid process.
- 9) Did the Authority during the most recent fiscal year pay premiums, directly or indirectly, on a personal benefit contract? A personal benefit contract is generally any life insurance, annuity, or endowment contract that benefits, directly or indirectly, the transferor, a member of the transferor's family, or any other person designated by the transferor. No If "yes," attach a description of the arrangement, the premiums paid, and indicate the beneficiary of the contract.
- 10) Explain the Authority's process for determining compensation for all persons listed on Page N-4. Include whether the Authority's process includes any of the following: 1) review and approval by the commissioners or a committee thereof; 2) study or survey of compensation data for comparable positions in similarly sized entities; 3) annual or periodic performance evaluation; 4) independent compensation consultant; and/or 5) written employment contract. **Attach a narrative of your Authorities procedures for all individuals listed on Page N-4 (2 of 2).**
Secretary compensation approved by Board

- 11) Did the Authority pay for meals or catering during the current fiscal year? No If "yes," *attach a detailed list of all meals and/or catering invoices for the current fiscal year and provide an explanation for each expenditure listed.*
- 12) Did the Authority pay for travel expenses for any employee or individual listed on Page N-4? No If "yes," ***attach a detailed list of all travel expenses*** for the current fiscal year and provide an explanation for each expenditure listed.
- 13) Did the Authority provide any of the following to or for a person listed on Page N-4 or any other employee of the Authority?
- a. First class or charter travel No
 - b. Travel for companions No
 - c. Tax indemnification and gross-up payments No
 - d. Discretionary spending account No
 - e. Housing allowance or residence for personal use No
 - f. Payments for business use of personal residence No
 - g. Vehicle/auto allowance or vehicle for personal use No
 - h. Health or social club dues or initiation fees No
 - i. Personal services (i.e.: maid, chauffeur, chef) No
- If the answer to any of the above is "yes," attach a description of the transaction including the name and position of the individual and the amount expended.*
- 14) Did the Authority follow a written policy regarding payment or reimbursement for expenses incurred by employees and/or commissioners during the course of Authority business and does that policy require substantiation of expenses through receipts or invoices prior to reimbursement? Yes If "no," *attach an explanation of the Authority's process for reimbursing employees and commissioners for expenses. (If your authority does not allow for reimbursements indicate that in answer)*
- 15) Did the Authority make any payments to current or former commissioners or employees for severance or termination? No If "yes," *attach explanation including amount paid.*
- 16) Did the Authority make any payments to current or former commissioners or employees that were contingent upon the performance of the Authority or that were considered discretionary bonuses? No If "yes," *attach explanation including amount paid.*
- 17) Did the Authority comply with its Continuing Disclosure Agreements for all debt issuances outstanding by submitting its audited annual financial statements, annual operating data, and notice of material events to the Municipal Securities Rulemaking Board's Electronic Municipal Marketplace Access (EMMA) as required? N/A If "no," *attach a description of the Authority's plan to ensure compliance with its Continuing Disclosure Agreements in the future. (If no bonded Debt answer is Not Applicable). (New Jersey Infrastructure Trust Loans are not bonded debt of an Authority)*
- 18) Did the Authority receive any notices from the Department of Environmental Protection or any other entity regarding maintenance or repairs required to the Authority's systems to bring them into compliance with current regulations and standards that it has not yet taken action to remediate? No If "yes," *attach explanation as to why the Authority has not yet undertaken the required maintenance or repairs and describe the Authority's plan to address the conditions identified.*
- 19) Did the Authority receive any notices of fines or assessments from the Department of Environmental Protection or any other entity due to noncompliance with current regulations (i.e.: sewer overflow, etc.)? No If "yes," *attach a description of the event or condition that resulted in the fine or assessment and indicate the amount of the fine or assessment.*

(This page is directions for filling in page (N-4 (2-of 2) (No answers should be entered on this page)

**AUTHORITY SCHEDULE OF COMMISSIONERS, OFFICERS, KEY EMPLOYEES,
HIGHEST COMPENSATED EMPLOYEES AND INDEPENDENT CONTRACTORS**

Point Pleasant Beach Parking Authority

(Name)

FISCAL YEAR: FROM: May 1, 2022 TO: April 30, 2023

Complete the attached table for all persons required to be listed per #1-4 below.

- 1) List all of the Authority's current commissioners and officers and amount of compensation from the Authority and any other public entities as defined below. Enter zero if no compensation was paid.
- 2) List all of the Authority's key employees and highest compensated employees other than a commissioner or officer as defined below and amount of compensation from the Authority and any other public entities.
- 3) List all of the Authority's former officers, key employees and highest compensated employees who received more than \$100,000 in reportable compensation from the Authority and any other public entities during the most recent fiscal year completed.
- 4) List all of the Authority's former commissioners who received more than \$10,000 in reportable compensation from the Authority and any other public entities during the most recent fiscal year completed.

Commissioner: A member of the governing body of the authority with voting rights. Include alternates for purposes of this schedule.

Officer: A person elected or appointed to manage the authority's daily operations at any time during the year, such as the chairperson, vice-chairperson, secretary, or treasurer. For the purposes of this schedule, treat the authority's top management official and top financial official as officers. A member of the governing body may be both a commissioner and an officer for the purposes of this schedule.

Key employee: An employee or independent contractor of the authority (other than a commissioner or officer) who meets both of the following criteria:

- a) The individual received reportable compensation from the authority and other public entities in excess of \$150,000 for the most recent fiscal year completed; and
- b) The individual has responsibilities or influence over the authority as a whole or has power to control or determine 10% or more of the authority's capital expenditures or operating budget.

Highest compensated employee: One of the five highest compensated employees or independent contractors of the authority other than current commissioners, officers, or key employees whose aggregate reportable compensation from the authority and other public entities is greater than \$100,000 for the most recent fiscal year completed.

Compensation: All forms of cash and non-cash payments or benefits provided in exchange for services, including salaries and wages, bonuses, severance payments, deferred payments, retirement benefits, fringe benefits, and other financial arrangements or transactions such as personal vehicles, meals, housing, personal and family education benefits, below-market loans, payment of personal or family travel, entertainment, and personal use of the Authority's property. Compensation includes payments and other benefits provided to both employees and independent contractors in exchange for services.

Reportable compensation: (Use the Most Recent W-2 available 2020 or 2021). The aggregate compensation that is reported (or is required to be reported) on Form W-2, box 1 or 5, whichever amount is greater, and/or Form 1099-MISC, box 7, for the most recent calendar year ended 60 days before the start of the proposed budget year. For example, for fiscal years ending December 31, 2022, the most recent W-2 and 1099 should be used 2021 or 2020 (60 days prior to start of budget year is November 1, 2021, with 2020 being the most recent calendar year ended), and for fiscal years ending June 30, 2022, the calendar year 2020 W-2 and 1099 should be used (60 days prior to start of budget year is May 1, 2022, with 2021 being the most recent calendar year ended).

Other Public Entity: Any municipality, county, local authority, fire district, or other government unit, regardless of whether it is related in any way to the Authority either by function or by physical location.

Authority Schedule of Commissioners, Officers, Key Employees, Highest Compensated Employees and Independent Contractors (Continued)

For the Period May 1, 2022 to April 30, 2023
 Point Pleasant Beach Parking Authority
 Position (Can Check more than 1 Column for each person) Reportable Compensation from Authority (W-2/1099)

| A | B | C | D | E | F | G | H | I | J | K | L | M | N | O | P | Q | R | S | T |
|---------------------|--------------|--|--------------|---------|--------------|------------------------------|--------|----------------------|-------|---|--|-----------------------------------|---|---|---|--|--|---|---|
| Name | Title | Average Hours per Week Dedicated to Position | Commissioner | Officer | Key Employee | Highest Compensated Employee | Former | Base Salary/ Stipend | Bonus | Other (auto allowance, expense account, payment in lieu of health benefits, etc.) | Estimated amount of other compensation from the Authority (health benefits, pension, etc.) | Total Compensation from Authority | Names of Other Public Entities where Individual is an Employee or Member of the Governing Body (1) See note below | Average Hours per Week Dedicated to Positions at Other Public Entities Listed in Column O | Reportable Compensation from Other Public Entities (W-2/1099) | Estimated amount of other compensation from Other Public Entities (health benefits, pension, payment in lieu of health benefits, etc.) | Total Compensation All Public Entities | | |
| 1 Paul J. Bensper | Chairman | 0.5 X | X | | | | | | | | | | None | | | | | | |
| 2 Michael S. Corona | Vice Chair | 0.5 X | X | | | | | | | | | | None | | | | | | |
| 3 Tom Curcio | Commissioner | 0.5 X | X | | | | | | | | | | None | | | | | | |
| 4 John Chaixiy | Commissioner | 0.5 X | X | | | | | | | | | | None | | | | | | |
| 5 Barry Lubin | Commissioner | 0.5 X | X | | | | | | | | | | None | | | | | | |
| 6 Karen L. Mills | Secretary | 3 | | X | | | | 5,340 | | | | | Borough of Point Pleasant | 40 | 67,600 | 11,481 | 84,421 | | |
| 7 | | | | | | | | | | | | | | | | | | | |
| 8 | | | | | | | | | | | | | | | | | | | |
| 9 | | | | | | | | | | | | | | | | | | | |
| 10 | | | | | | | | | | | | | | | | | | | |
| 11 | | | | | | | | | | | | | | | | | | | |
| 12 | | | | | | | | | | | | | | | | | | | |
| 13 | | | | | | | | | | | | | | | | | | | |
| 14 | | | | | | | | | | | | | | | | | | | |
| 15 | | | | | | | | | | | | | | | | | | | |
| Total: | | | | | | | | \$ 5,340 | \$ | \$ | \$ | \$ 5,340 | | \$ 67,600 | \$ 11,481 | \$ 84,421 | | | |

(1) Insert "None" in this column for each individual that does not hold a position with another Public Entity

Schedule of Health Benefits - Detailed Cost Analysis

Point Pleasant Beach Parking Authority
 For the Period May 1, 2022 to April 30, 2023

If Not Applicable X this box Below

| | # of Covered Members (Medical & Rx) Proposed Budget | Annual Cost Estimate per Employee Proposed Budget | Total Cost Estimate Proposed Budget | # of Covered Members (Medical & Rx) Current Year | Annual Cost per Employee Current Year | Total Prior year Year Cost | \$ Increase (Decrease) | % Increase (Decrease) |
|---|---|---|-------------------------------------|--|---------------------------------------|----------------------------|------------------------|-----------------------|
| | | | | | | | | |
| Active Employees - Health Benefits - Annual Cost | | | | | | | | |
| Single Coverage | | | \$ | | | | | #DIV/0! |
| Parent & Child | | | | | | | | #DIV/0! |
| Employee & Spouse (or Partner) | | | | | | | | #DIV/0! |
| Family | | | | | | | | #DIV/0! |
| Employee Cost Sharing Contribution (enter as negative -) | | | | | | | | #DIV/0! |
| Subtotal | 0 | | | 0 | | | | #DIV/0! |
| Commissioners - Health Benefits - Annual Cost | | | | | | | | |
| Single Coverage | | | | | | | | #DIV/0! |
| Parent & Child | | | | | | | | #DIV/0! |
| Employee & Spouse (or Partner) | | | | | | | | #DIV/0! |
| Family | | | | | | | | #DIV/0! |
| Employee Cost Sharing Contribution (enter as negative -) | | | | | | | | #DIV/0! |
| Subtotal | 0 | | | 0 | | | | #DIV/0! |
| Retirees - Health Benefits - Annual Cost | | | | | | | | |
| Single Coverage | | | | | | | | #DIV/0! |
| Parent & Child | | | | | | | | #DIV/0! |
| Employee & Spouse (or Partner) | | | | | | | | #DIV/0! |
| Family | | | | | | | | #DIV/0! |
| Employee Cost Sharing Contribution (enter as negative -) | | | | | | | | #DIV/0! |
| Subtotal | 0 | | | 0 | | | | #DIV/0! |
| GRAND TOTAL | 0 | | \$ | 0 | | \$ | | #DIV/0! |

Is medical coverage provided by the SHBP (Yes or No)? (Place Answer in Box) Yes or No
 Is prescription drug coverage provided by the SHBP (Yes or No)? (Place Answer in Box) Yes or No

Note: Remember to Enter an amount in rows for Employee Cost Sharing

2022 (2022-2023) AUTHORITY BUDGET

Financial Schedules Section

SUMMARY

For the Period Point Pleasant Beach Parking Authority
May 1, 2022 to April 30, 2023

| | <i>FY 2022 Proposed Budget</i> | | | | | FY 2021 Adopted Budget | All Operations | All Operations | All Operations | |
|--|--------------------------------|------|------|------|--------|---------------------------|----------------|----------------|----------------|-------------------------|
| | Parking | N/A | N/A | N/A | N/A | | | | | Total All Operations |
| REVENUES | | | | | | | | | | |
| Total Operating Revenues | \$ 60,000 | \$ - | \$ - | \$ - | \$ - | \$ 60,000 | \$ 60,000 | \$ 55,000 | \$ 5,000 | 9.1% |
| Total Non-Operating Revenues | - | - | - | - | - | - | - | - | - | #DIV/0! |
| Total Anticipated Revenues | 60,000 | - | - | - | 60,000 | 60,000 | 60,000 | 55,000 | 5,000 | 9.1% |
| APPROPRIATIONS | | | | | | | | | | |
| Total Administration | 15,000 | - | - | - | 15,000 | 15,000 | 15,000 | 15,000 | - | 0.0% |
| Total Cost of Providing Services | 40,000 | - | - | - | 40,000 | 40,000 | 40,000 | 40,000 | - | 0.0% |
| Total Principal Payments on Debt Service in Lieu of Depreciation | - | - | - | - | - | - | - | - | - | #DIV/0! |
| Total Operating Appropriations | 55,000 | - | - | - | 55,000 | 55,000 | 55,000 | 55,000 | - | 0.0% |
| Total Interest Payments on Debt | - | - | - | - | - | - | - | - | - | #DIV/0! |
| Total Other Non-Operating Appropriations | - | - | - | - | - | - | - | - | - | #DIV/0! |
| Total Non-Operating Appropriations | - | - | - | - | - | - | - | - | - | #DIV/0! |
| Accumulated Deficit | - | - | - | - | - | - | - | - | - | #DIV/0! |
| Total Appropriations and Accumulated Deficit | 55,000 | - | - | - | 55,000 | 55,000 | 55,000 | 55,000 | - | 0.0% |
| Less: Total Unrestricted Net Position Utilized | - | - | - | - | - | - | - | - | - | #DIV/0! |
| Net Total Appropriations | 55,000 | - | - | - | 55,000 | 55,000 | 55,000 | 55,000 | - | 0.0% |
| ANTICIPATED SURPLUS (DEFICIT) | \$ 5,000 | \$ - | \$ - | \$ - | \$ - | \$ 5,000 | \$ 5,000 | \$ - | \$ 5,000 | #DIV/0! |

Revenue Schedule

Point Pleasant Beach Parking Authority
 For the Period May 1, 2022 to April 30, 2023

| | FY 2022 Proposed Budget | | | | | | FY 2021 Adopted Budget | \$ Increase (Decrease) Proposed vs. Adopted | % Increase (Decrease) Proposed vs. Adopted | |
|--|--------------------------------|------|------|------|------|--------|-------------------------------|--|---|---------|
| | Parking | N/A | N/A | N/A | N/A | N/A | Total All Operations | Total All Operations | All Operations | |
| | | | | | | | Total All Operations | All Operations | All Operations | |
| OPERATING REVENUES | | | | | | | | | | |
| <i>Service Charges</i> | | | | | | | | | | |
| Residential | | | | | | | \$ - | \$ - | \$ - | #DIV/0! |
| Business/Commercial | | | | | | | - | - | - | #DIV/0! |
| Industrial | | | | | | | - | - | - | #DIV/0! |
| Intergovernmental | | | | | | | - | - | - | #DIV/0! |
| Other | | | | | | | - | - | - | #DIV/0! |
| Total Service Charges | | | | | | | - | - | - | #DIV/0! |
| <i>Connection Fees</i> | | | | | | | | | | |
| Residential | | | | | | | - | - | - | #DIV/0! |
| Business/Commercial | | | | | | | - | - | - | #DIV/0! |
| Industrial | | | | | | | - | - | - | #DIV/0! |
| Intergovernmental | | | | | | | - | - | - | #DIV/0! |
| Other | | | | | | | - | - | - | #DIV/0! |
| Total Connection Fees | | | | | | | - | - | - | #DIV/0! |
| <i>Parking Fees</i> | | | | | | | | | | |
| Meters | | | | | | | - | - | - | #DIV/0! |
| Permits | | | | | | | - | - | - | #DIV/0! |
| Fines/Penalties | | | | | | | - | - | - | #DIV/0! |
| Other | | | | | | | - | - | - | #DIV/0! |
| Total Parking Fees | | | | | | | - | - | - | #DIV/0! |
| <i>Other Operating Revenues (List)</i> | | | | | | | | | | |
| Borough Contribution | 60,000 | | | | | 60,000 | 55,000 | 5,000 | 9.1% | |
| Type in (Grant, Other Rev) | | | | | | | - | - | #DIV/0! | |
| Type in (Grant, Other Rev) | | | | | | | - | - | #DIV/0! | |
| Type in (Grant, Other Rev) | | | | | | | - | - | #DIV/0! | |
| Type in (Grant, Other Rev) | | | | | | | - | - | #DIV/0! | |
| Type in (Grant, Other Rev) | | | | | | | - | - | #DIV/0! | |
| Type in (Grant, Other Rev) | | | | | | | - | - | #DIV/0! | |
| Type in (Grant, Other Rev) | | | | | | | - | - | #DIV/0! | |
| Type in (Grant, Other Rev) | | | | | | | - | - | #DIV/0! | |
| Type in (Grant, Other Rev) | | | | | | | - | - | #DIV/0! | |
| Type in (Grant, Other Rev) | | | | | | | - | - | #DIV/0! | |
| Type in (Grant, Other Rev) | | | | | | | - | - | #DIV/0! | |
| Total Other Revenue | 60,000 | | | | | 60,000 | 55,000 | 5,000 | 9.1% | |
| Total Operating Revenues | 60,000 | | | | | 60,000 | 55,000 | 5,000 | 9.1% | |
| NON-OPERATING REVENUES | | | | | | | | | | |
| <i>Other Non-Operating Revenues (List)</i> | | | | | | | | | | |
| Type in | | | | | | | - | - | - | #DIV/0! |
| Type in | | | | | | | - | - | - | #DIV/0! |
| Type in | | | | | | | - | - | - | #DIV/0! |
| Type in | | | | | | | - | - | - | #DIV/0! |
| Type in | | | | | | | - | - | - | #DIV/0! |
| Type in | | | | | | | - | - | - | #DIV/0! |
| Total Other Non-Operating Revenue | | | | | | | - | - | - | #DIV/0! |
| <i>Interest on Investments & Deposits (List)</i> | | | | | | | | | | |
| Interest Earned | | | | | | | - | - | - | #DIV/0! |
| Penalties | | | | | | | - | - | - | #DIV/0! |
| Other | | | | | | | - | - | - | #DIV/0! |
| Total Interest | | | | | | | - | - | - | #DIV/0! |
| Total Non-Operating Revenues | | | | | | | - | - | - | #DIV/0! |
| TOTAL ANTICIPATED REVENUES | \$ 60,000 | \$ - | \$ - | \$ - | \$ - | \$ - | \$ 60,000 | \$ 55,000 | \$ 5,000 | 9.1% |

Prior Year Adopted Revenue Schedule

Point Pleasant Beach Parking Authority

FY 2021 Adopted Budget

| | Parking | N/A | N/A | N/A | N/A | N/A | Total All Operations | |
|---|------------------|-------------|-------------|-------------|-------------|-------------|----------------------|--------|
| OPERATING REVENUES | | | | | | | | |
| <i>Service Charges</i> | | | | | | | | |
| Residential | | | | | | | \$ | - |
| Business/Commercial | | | | | | | - | |
| Industrial | | | | | | | - | |
| Intergovernmental | | | | | | | - | |
| Other | | | | | | | - | |
| Total Service Charges | - | - | - | - | - | - | - | |
| <i>Connection Fees</i> | | | | | | | | |
| Residential | | | | | | | - | - |
| Business/Commercial | | | | | | | - | |
| Industrial | | | | | | | - | |
| Intergovernmental | | | | | | | - | |
| Other | | | | | | | - | |
| Total Connection Fees | - | - | - | - | - | - | - | |
| <i>Parking Fees</i> | | | | | | | | |
| Meters | | | | | | | - | - |
| Permits | | | | | | | - | |
| Fines/Penalties | | | | | | | - | |
| Other | | | | | | | - | |
| Total Parking Fees | - | - | - | - | - | - | - | |
| <i>Other Operating Revenues (List)</i> | | | | | | | | |
| Borough Contribution | 55,000 | | | | | | 55,000 | 55,000 |
| Type in (Grant, Other Rev) | | | | | | | - | |
| Type in (Grant, Other Rev) | | | | | | | - | |
| Type in (Grant, Other Rev) | | | | | | | - | |
| Type in (Grant, Other Rev) | | | | | | | - | |
| Type in (Grant, Other Rev) | | | | | | | - | |
| Type in (Grant, Other Rev) | | | | | | | - | |
| Type in (Grant, Other Rev) | | | | | | | - | |
| Type in (Grant, Other Rev) | | | | | | | - | |
| Total Other Revenue | 55,000 | - | - | - | - | - | 55,000 | |
| Total Operating Revenues | 55,000 | - | - | - | - | - | 55,000 | |
| NON-OPERATING REVENUES | | | | | | | | |
| <i>Other Non-Operating Revenues (List)</i> | | | | | | | | |
| Type in | | | | | | | - | - |
| Type in | | | | | | | - | |
| Type in | | | | | | | - | |
| Type in | | | | | | | - | |
| Type in | | | | | | | - | |
| Total Other Non-Operating Revenues | - | - | - | - | - | - | - | |
| <i>Interest on Investments & Deposits</i> | | | | | | | | |
| Interest Earned | | | | | | | - | - |
| Penalties | | | | | | | - | |
| Other | | | | | | | - | |
| Total Interest | - | - | - | - | - | - | - | |
| Total Non-Operating Revenues | - | - | - | - | - | - | - | |
| TOTAL ANTICIPATED REVENUES | \$ 55,000 | \$ - | \$ - | \$ - | \$ - | \$ - | \$ 55,000 | |

Appropriations Schedule

Point Pleasant Beach Parking Authority
 For the Period May 1, 2022 to April 30, 2023

| | FY 2022 Proposed Budget | | | | | | Total All | FY 2021 Adopted Budget | Total All | \$ Increase (Decrease) Proposed vs. Adopted | % Increase (Decrease) Proposed vs. Adopted |
|--|-------------------------|-------------|-------------|-------------|-------------|---------------|------------------|------------------------|----------------|---|--|
| | Parking | N/A | N/A | N/A | N/A | N/A | Operations | Operations | All Operations | All Operations | |
| OPERATING APPROPRIATIONS | | | | | | | | | | | |
| <i>Administration - Personnel</i> | | | | | | | | | | | |
| Salary & Wages | \$ 4,500 | | | | | | \$ 4,500 | \$ 4,500 | \$ - | 0.0% | |
| Fringe Benefits | 1,000 | | | | | 1,000 | 1,000 | - | 0.0% | | |
| Total Administration - Personnel | 5,500 | | | | | 5,500 | 5,500 | - | 0.0% | | |
| <i>Administration - Other (List)</i> | | | | | | | | | | | |
| Accounting | 3,000 | | | | | 3,000 | 3,000 | - | 0.0% | | |
| Legal | 2,500 | | | | | 2,500 | 2,500 | - | 0.0% | | |
| Engineer | 2,500 | | | | | 2,500 | 2,500 | - | 0.0% | | |
| Insurance/Advertising | 1,500 | | | | | 1,500 | 1,500 | - | 0.0% | | |
| Miscellaneous Administration* | | | | | | | | | | #DIV/0! | |
| Total Administration - Other | 9,500 | | | | | 9,500 | 9,500 | - | 0.0% | | |
| Total Administration | 15,000 | | | | | 15,000 | 15,000 | - | 0.0% | | |
| <i>Cost of Providing Services - Personnel</i> | | | | | | | | | | | |
| Salary & Wages | | | | | | | | | | #DIV/0! | |
| Fringe Benefits | | | | | | | | | | #DIV/0! | |
| Total COPS - Personnel | | | | | | | | | | #DIV/0! | |
| <i>Cost of Providing Services - Other (List)</i> | | | | | | | | | | | |
| Parking Lot Maintenance | 17,500 | | | | | 17,500 | 17,500 | - | 0.0% | | |
| Utilities | 7,500 | | | | | 7,500 | 7,500 | - | 0.0% | | |
| Snow Removal | 15,000 | | | | | 15,000 | 15,000 | - | 0.0% | | |
| Type in Description | | | | | | | | | | #DIV/0! | |
| Miscellaneous COPS* | | | | | | | | | | #DIV/0! | |
| Total COPS - Other | 40,000 | | | | | 40,000 | 40,000 | - | 0.0% | | |
| Total Cost of Providing Services | 40,000 | | | | | 40,000 | 40,000 | - | 0.0% | | |
| Total Principal Payments on Debt Service in Lieu of Depreciation | | | | | | | | | | #DIV/0! | |
| Total Operating Appropriations | 55,000 | | | | | 55,000 | 55,000 | - | 0.0% | | |
| NON-OPERATING APPROPRIATIONS | | | | | | | | | | | |
| Total Interest Payments on Debt | | | | | | | | | | #DIV/0! | |
| Operations & Maintenance Reserve | | | | | | | | | | #DIV/0! | |
| Renewal & Replacement Reserve | | | | | | | | | | #DIV/0! | |
| Municipality/County Appropriation | | | | | | | | | | #DIV/0! | |
| Other Reserves | | | | | | | | | | #DIV/0! | |
| Total Non-Operating Appropriations | | | | | | | | | | #DIV/0! | |
| TOTAL APPROPRIATIONS | 55,000 | | | | | 55,000 | 55,000 | | | 0.0% | |
| ACCUMULATED DEFICIT | | | | | | | | | | #DIV/0! | |
| TOTAL APPROPRIATIONS & ACCUMULATED DEFICIT | 55,000 | | | | | 55,000 | 55,000 | | | 0.0% | |
| UNRESTRICTED NET POSITION UTILIZED | | | | | | | | | | | |
| Municipality/County Appropriation | | | | | | | | | | #DIV/0! | |
| Other | | | | | | | | | | #DIV/0! | |
| Total Unrestricted Net Position Utilized | | | | | | | | | | #DIV/0! | |
| TOTAL NET APPROPRIATIONS | \$ 55,000 | \$ - | \$ - | \$ - | \$ - | \$ - | \$ 55,000 | \$ 55,000 | \$ - | 0.0% | |

* Miscellaneous line items may not exceed 5% of total operating appropriations shown below. If amount in miscellaneous is greater than the amount shown below, then the line item must be itemized above.

5% of Total Operating Appropriations \$2,750.00 \$ - \$ - \$ - \$ - \$ - \$ 2,750.00

Prior Year Adopted Appropriations Schedule

Point Pleasant Beach Parking Authority

FY 2021 Adopted Budget

| | Parking | N/A | N/A | N/A | N/A | N/A | Total All Operations |
|--|-----------|------|------|------|------|------|----------------------|
| OPERATING APPROPRIATIONS | | | | | | | |
| <i>Administration - Personnel</i> | | | | | | | |
| Salary & Wages | \$ 4,500 | | | | | | \$ 4,500 |
| Fringe Benefits | 1,000 | | | | | | 1,000 |
| Total Administration - Personnel | 5,500 | - | - | - | - | - | 5,500 |
| <i>Administration - Other (List)</i> | | | | | | | |
| Accounting | 3,000 | | | | | | 3,000 |
| Legal | 2,500 | | | | | | 2,500 |
| Engineer | 2,500 | | | | | | 2,500 |
| Insurance/Advertising | 1,500 | | | | | | 1,500 |
| Miscellaneous Administration* | | | | | | | - |
| Total Administration - Other | 9,500 | - | - | - | - | - | 9,500 |
| Total Administration | 15,000 | - | - | - | - | - | 15,000 |
| <i>Cost of Providing Services - Personnel</i> | | | | | | | |
| Salary & Wages | | | | | | | - |
| Fringe Benefits | | | | | | | - |
| Total COPS - Personnel | | - | - | - | - | - | - |
| <i>Cost of Providing Services - Other (List)</i> | | | | | | | |
| Parking Lot Maintenance | 17,500 | | | | | | 17,500 |
| Utilities | 7,500 | | | | | | 7,500 |
| Snow Removal | 15,000 | | | | | | 15,000 |
| Type In Description | | | | | | | - |
| Miscellaneous COPS* | | | | | | | - |
| Total COPS - Other | 40,000 | - | - | - | - | - | 40,000 |
| Total Cost of Providing Services | 40,000 | - | - | - | - | - | 40,000 |
| Total Principal Payments on Debt Service in Lieu of Depreciation | | | | | | | - |
| Total Operating Appropriations | 55,000 | - | - | - | - | - | 55,000 |
| NON-OPERATING APPROPRIATIONS | | | | | | | |
| Total Interest Payments on Debt | | | | | | | - |
| Operations & Maintenance Reserve | | | | | | | - |
| Renewal & Replacement Reserve | | | | | | | - |
| Municipality/County Appropriation | | | | | | | - |
| Other Reserves | | | | | | | - |
| Total Non-Operating Appropriations | | - | - | - | - | - | - |
| TOTAL APPROPRIATIONS | 55,000 | - | - | - | - | - | 55,000 |
| ACCUMULATED DEFICIT | | | | | | | - |
| TOTAL APPROPRIATIONS & ACCUMULATED DEFICIT | 55,000 | - | - | - | - | - | 55,000 |
| UNRESTRICTED NET POSITION UTILIZED | | | | | | | - |
| Municipality/County Appropriation | | | | | | | - |
| Other | | | | | | | - |
| Total Unrestricted Net Position Utilized | | - | - | - | - | - | - |
| TOTAL NET APPROPRIATIONS | \$ 55,000 | \$ - | \$ - | \$ - | \$ - | \$ - | \$ 55,000 |

* Miscellaneous line items may not exceed 5% of total operating appropriations shown below. If amount in miscellaneous is greater than the amount shown below, then the line item must be itemized above.

5% of Total Operating Appropriations \$ 2,750.00 \$ - \$ - \$ - \$ - \$ - \$ 2,750.00

Debt Service Schedule - Principal

| | Point Pleasant Beach Parking Authority | | | | | | | | | |
|---------------------------------------|--|---------------------------------|-----------------------|------|------|------|------|------------|----|----|
| | Adopted Budget Year 2021 | Proposed Budget Year 2022 | Fiscal Year Ending in | | | | | | | |
| | 2021 | 2022 | 2023 | 2024 | 2025 | 2026 | 2027 | Thereafter | | |
| Parking | | | | | | | | | | |
| Type in Issue Name | | | | | | | | | | \$ |
| Type in Issue Name | | | | | | | | | | |
| Type in Issue Name | | | | | | | | | | |
| Type in Issue Name | | | | | | | | | | |
| Total Principal | | | | | | | | | | |
| N/A | | | | | | | | | | |
| Type in Issue Name | | | | | | | | | | |
| Type in Issue Name | | | | | | | | | | |
| Type in Issue Name | | | | | | | | | | |
| Type in Issue Name | | | | | | | | | | |
| Total Principal | | | | | | | | | | |
| N/A | | | | | | | | | | |
| Type in Issue Name | | | | | | | | | | |
| Type in Issue Name | | | | | | | | | | |
| Type in Issue Name | | | | | | | | | | |
| Type in Issue Name | | | | | | | | | | |
| Total Principal | | | | | | | | | | |
| N/A | | | | | | | | | | |
| Type in Issue Name | | | | | | | | | | |
| Type in Issue Name | | | | | | | | | | |
| Type in Issue Name | | | | | | | | | | |
| Type in Issue Name | | | | | | | | | | |
| Total Principal | | | | | | | | | | |
| N/A | | | | | | | | | | |
| Type in Issue Name | | | | | | | | | | |
| Type in Issue Name | | | | | | | | | | |
| Type in Issue Name | | | | | | | | | | |
| Type in Issue Name | | | | | | | | | | |
| Total Principal | | | | | | | | | | |
| TOTAL PRINCIPAL ALL OPERATIONS | | | | | | | | | | |
| | \$ | \$ | \$ | \$ | \$ | \$ | \$ | \$ | \$ | \$ |

Indicate the Authority's most recent bond rating and the year of the rating by ratings service.

| | | |
|---------------------|-------|------------------|
| Moody's | Fitch | Standard & Poors |
| Bond Rating | | |
| Year of Last Rating | | |

Debt Service Schedule - Interest

Point Pleasant Beach Parking Authority

If Authority has no debt X this box

| |
|---|
| X |
|---|

| | Fiscal Year Ending in | | | | | | Total Interest Payments Outstanding |
|--------------------------------------|---------------------------------|------|------|------|------|------|---|
| | Proposed Budget Year 2022 | 2023 | 2024 | 2025 | 2026 | 2027 | |
| Parking | Adopted Budget Year 2021 | | | | | | |
| Type in Issue Name | | | | | | | |
| Type in Issue Name | | | | | | | |
| Type in Issue Name | | | | | | | |
| Type in Issue Name | | | | | | | |
| Total Interest Payments | | | | | | | \$ - |
| N/A | | | | | | | |
| Type in Issue Name | | | | | | | |
| Type in Issue Name | | | | | | | |
| Type in Issue Name | | | | | | | |
| Type in Issue Name | | | | | | | |
| Total Interest Payments | | | | | | | |
| N/A | | | | | | | |
| Type in Issue Name | | | | | | | |
| Type in Issue Name | | | | | | | |
| Type in Issue Name | | | | | | | |
| Type in Issue Name | | | | | | | |
| Total Interest Payments | | | | | | | |
| N/A | | | | | | | |
| Type in Issue Name | | | | | | | |
| Type in Issue Name | | | | | | | |
| Type in Issue Name | | | | | | | |
| Type in Issue Name | | | | | | | |
| Total Interest Payments | | | | | | | |
| N/A | | | | | | | |
| Type in Issue Name | | | | | | | |
| Type in Issue Name | | | | | | | |
| Type in Issue Name | | | | | | | |
| Type in Issue Name | | | | | | | |
| Total Interest Payments | | | | | | | |
| TOTAL INTEREST ALL OPERATIONS | | | | | | | |
| | \$ - | \$ - | \$ - | \$ - | \$ - | \$ - | \$ - |

2022 (2022-2023)
Point Pleasant Beach Parking
(Name)

AUTHORITY
CAPITAL
BUDGET/
PROGRAM

2022 (2022-2022) CERTIFICATION OF AUTHORITY CAPITAL BUDGET/PROGRAM

Point Pleasant Beach Parking Authority (Name)

FISCAL YEAR: FROM: May 1, 2022 TO: April 30, 2023


enter X to the left if this paragraph is applicable

It is hereby certified that the Authority Capital Budget/Program annexed hereto is a true copy of the Capital Budget/Program approved, pursuant to N.J.A.C. 5:31-2.2, along with the Annual Budget, by the governing body of the _____ Authority, on the _____ day of _____,

OR

enter X to the left if this paragraph is applicable

It is hereby certified that the governing body of the Point Pleasant Beach Parking Authority have elected **NOT** to adopt a Capital Budget /Program for the aforesaid fiscal year, pursuant to N.J.A.C. 5:31-2.2 for the following reason(s): None needed at this time

| | | | |
|----------------------|--|-------------|--|
| Officer's Signature: |  | | |
| Name: | Karen L Mills | | |
| Title: | Secretary | | |
| Address: | 416 New Jersey Avenue Point Pleasant Beach, New Jersey 08742 | | |
| Phone Number: | (732) 892-3757 | Fax Number: | |
| E-mail address | KMills@pointbeach.org | | |

Net Position Reconciliation

Point Pleasant Beach Parking Authority
 For the Period May 1, 2022 to April 30, 2023

FY 2022 Proposed Budget

| | Parking | N/A | N/A | N/A | N/A | N/A | Total All Operations |
|--|------------|-----|-----|-----|-----|-----|----------------------|
| TOTAL NET POSITION BEGINNING OF LATEST AUDIT REPORT YEAR(1) | \$ 376,805 | | | | | | \$ 376,805 |
| Less: Invested in Capital Assets, Net of Related Debt (1) | 360,096 | | | | | | 360,096 |
| Less: Restricted for Debt Service Reserve (1) | | | | | | | |
| Less: Other Restricted Net Position (1) | | | | | | | |
| Total Unrestricted Net Position (1) | 16,709 | | | | | | 16,709 |
| Less: Designated for Non-Operating Improvements & Repairs | | | | | | | |
| Less: Designated for Rate Stabilization | | | | | | | |
| Less: Other Designated by Resolution | | | | | | | |
| Plus: Accrued Unfunded Pension Liability (1) | | | | | | | |
| Plus: Accrued Unfunded Other Post-Employment Benefit Liability (1) | | | | | | | |
| Plus: Estimated Income (Loss) on Current Year Operations (2) | | | | | | | |
| Plus: Other Adjustments (attach schedule) | | | | | | | |

| | 16,709 | - | - | - | - | - | 16,709 |
|--|-----------|------|------|------|------|------|-----------|
| UNRESTRICTED NET POSITION AVAILABLE FOR USE IN PROPOSED BUDGET | 16,709 | | | | | | 16,709 |
| Unrestricted Net Position Utilized to Balance Proposed Budget | - | - | - | - | - | - | - |
| Unrestricted Net Position Utilized in Proposed Capital Budget | - | - | - | - | - | - | - |
| Appropriation to Municipality/County (3) | - | - | - | - | - | - | - |
| Total Unrestricted Net Position Utilized in Proposed Budget | - | - | - | - | - | - | - |
| PROJECTED UNRESTRICTED UNDESIGNATED NET POSITION AT END OF YEAR | \$ 16,709 | \$ - | \$ - | \$ - | \$ - | \$ - | \$ 16,709 |
| Last issued Audit Report (4) | | | | | | | |

(1) Total of all operations for this line item must agree to audited financial statements.
 (2) Include budgeted and unbudgeted use of unrestricted net position in the current year's operations.
 (3) Amount may not exceed 5% of total operating appropriations. See calculation below.
 Maximum Allowable Appropriation to Municipality/County \$ 2,750 \$ - \$ - \$ - \$ - \$ - \$ - \$ 2,750
 (4) If Authority is projecting a deficit for any operation at the end of the budget period, the Authority must attach a statement explaining its plan to reduce the deficit, including the timeline for elimination of the deficit, if not already detailed in the budget narrative section.

2022 (2022-2023) CAPITAL BUDGET/PROGRAM MESSAGE

Point Pleasant Beach Parking Authority

(Name)

FISCAL YEAR: FROM: May 1, 2022 TO: April 30, 2023

1. Has each municipality or county affected by the actions of the authority participated in the development of the capital plan and reviewed or approved the plans or projects included within the Capital Budget/Program (This may include the governing body or certain officials such as planning boards, Construction Code Officials) as to these Projects?

Not applicable.

2. Has each capital project/project financing been developed from a specific capital improvement plan or report; does it include full lifecycle costs; and is it consistent with appropriate elements of Master Plans or other plans in the jurisdiction(s) served by the authority?

Not applicable.

3. Has a long-term (5 years or more) infrastructure needs and other capital items (Vehicles, Equipment) needs assessment been prepared?

Not applicable.

4. If amounts are on Page CB-3 in the column Debt Authorizations. Indicate the primary source of funding the debt service for the Debt Authorizations (Example Rate Increases Funding or Other sources)

Not applicable.

5. Please indicate which capital projects/project financings are being undertaken in the Metropolitan or Suburban Planning Areas as defined in the State Development and Redevelopment Plan.

Not applicable.

6. Please indicate which capital projects/project financings are being undertaken within the boundary of a State Planning Commission-designated Center and/or Endorsed Plan and if the project was included in the Plan Implementation Agenda for that Center/Endorsed Plan.

Not applicable.

Add additional sheets if necessary.

Proposed Capital Budget

Point Pleasant Beach Parking Authority
 For the Period May 1, 2022 to April 30, 2023

| | | <i>Funding Sources</i> | | | | |
|--------------------------------------|------|------------------------------------|-------------------------------|--------------------|----------------|---------------|
| Estimated Total Cost | | Unrestricted Net Position Utilized | Renewal & Replacement Reserve | Debt Authorization | Capital Grants | Other Sources |
| <i>Parking</i> | | | | | | |
| Type in Description | \$ - | | | | | |
| Type in Description | - | | | | | |
| Type in Description | - | | | | | |
| Type in Description | - | | | | | |
| Total | - | - | - | - | - | - |
| <i>N/A</i> | | | | | | |
| Type in Description | - | | | | | |
| Type in Description | - | | | | | |
| Type in Description | - | | | | | |
| Type in Description | - | | | | | |
| Total | - | - | - | - | - | - |
| <i>N/A</i> | | | | | | |
| Type in Description | - | | | | | |
| Type in Description | - | | | | | |
| Type in Description | - | | | | | |
| Type in Description | - | | | | | |
| Total | - | - | - | - | - | - |
| <i>N/A</i> | | | | | | |
| Type in Description | - | | | | | |
| Type in Description | - | | | | | |
| Type in Description | - | | | | | |
| Type in Description | - | | | | | |
| Total | - | - | - | - | - | - |
| <i>N/A</i> | | | | | | |
| Type in Description | - | | | | | |
| Type in Description | - | | | | | |
| Type in Description | - | | | | | |
| Type in Description | - | | | | | |
| Total | - | - | - | - | - | - |
| <i>N/A</i> | | | | | | |
| Type in Description | - | | | | | |
| Type in Description | - | | | | | |
| Type in Description | - | | | | | |
| Type in Description | - | | | | | |
| Total | - | - | - | - | - | - |
| TOTAL PROPOSED CAPITAL BUDGET | | \$ - | \$ - | \$ - | \$ - | \$ - |

Enter brief description of up to four projects for each operation above. For operations with more than four budgeted projects, please attach additional schedules. Input total amount of all projects for the operation on single line and enter "See Attached Schedule" instead of project description.

5 Year Capital Improvement Plan

Point Pleasant Beach Parking Authority
 For the Period May 1, 2022 to April 30, 2023

Fiscal Year Beginning in

| | Estimated Total Cost | Current Budget Year 2022 | 2023 | 2024 | 2025 | 2026 | 2027 |
|---------------------|-------------------------|-----------------------------|-------------|-------------|-------------|-------------|-------------|
| <i>Parking</i> | | | | | | | |
| Type in Description | \$ - | \$ - | | | | | |
| Type in Description | - | - | | | | | |
| Type in Description | - | - | | | | | |
| Type in Description | - | - | | | | | |
| Total | - | - | - | - | - | - | - |
| <i>N/A</i> | | | | | | | |
| Type in Description | - | - | | | | | |
| Type in Description | - | - | | | | | |
| Type in Description | - | - | | | | | |
| Type in Description | - | - | | | | | |
| Total | - | - | - | - | - | - | - |
| <i>N/A</i> | | | | | | | |
| Type in Description | - | - | | | | | |
| Type in Description | - | - | | | | | |
| Type in Description | - | - | | | | | |
| Type in Description | - | - | | | | | |
| Total | - | - | - | - | - | - | - |
| <i>N/A</i> | | | | | | | |
| Type in Description | - | - | | | | | |
| Type in Description | - | - | | | | | |
| Type in Description | - | - | | | | | |
| Type in Description | - | - | | | | | |
| Total | - | - | - | - | - | - | - |
| <i>N/A</i> | | | | | | | |
| Type in Description | - | - | | | | | |
| Type in Description | - | - | | | | | |
| Type in Description | - | - | | | | | |
| Type in Description | - | - | | | | | |
| Total | - | - | - | - | - | - | - |
| TOTAL | \$ - | \$ - | \$ - | \$ - | \$ - | \$ - | \$ - |

Project descriptions entered on Page CB-3 will carry forward to Pages CB-4 and CB-5. No need to re-enter project descriptions above.

5 Year Capital Improvement Plan Funding Sources

Point Pleasant Beach Parking Authority

For the Period May 1, 2022 to April 30, 2023

| | Estimated Total Cost | Funding Sources | | | | |
|----------------------------|-------------------------|--|-------------------------------------|-----------------------|----------------|---------------|
| | | Unrestricted Net Position Utilized | Renewal & Replacement Reserve | Debt Authorization | Capital Grants | Other Sources |
| <i>Parking</i> | | | | | | |
| Type in Description | \$ - | | | | | |
| Type in Description | - | | | | | |
| Type in Description | - | | | | | |
| Type in Description | - | | | | | |
| Total | - | | | | | |
| <i>N/A</i> | | | | | | |
| Type in Description | - | | | | | |
| Type in Description | - | | | | | |
| Type in Description | - | | | | | |
| Type in Description | - | | | | | |
| Total | - | | | | | |
| <i>N/A</i> | | | | | | |
| Type in Description | - | | | | | |
| Type in Description | - | | | | | |
| Type in Description | - | | | | | |
| Type in Description | - | | | | | |
| Total | - | | | | | |
| <i>N/A</i> | | | | | | |
| Type in Description | - | | | | | |
| Type in Description | - | | | | | |
| Type in Description | - | | | | | |
| Type in Description | - | | | | | |
| Total | - | | | | | |
| <i>N/A</i> | | | | | | |
| Type in Description | - | | | | | |
| Type in Description | - | | | | | |
| Type in Description | - | | | | | |
| Type in Description | - | | | | | |
| Total | - | | | | | |
| <i>N/A</i> | | | | | | |
| Type in Description | - | | | | | |
| Type in Description | - | | | | | |
| Type in Description | - | | | | | |
| Type in Description | - | | | | | |
| Total | - | | | | | |
| TOTAL | \$ - | \$ - | \$ - | \$ - | \$ - | \$ - |
| Total 5 Year Plan per CB-4 | \$ - | | | | | |
| Balance check | | - If amount is other than zero, verify that projects listed above match projects listed on CB-4. | | | | |

Project descriptions entered on Page CB-3 will carry forward to Pages CB-4 and CB-5. No need to re-enter project descriptions above.